

MRI

- 70551 Brain incl. Brainstem
- 70553 Brain incl. Brainstem wo & w contrast
- 70540 Orbit, Face & Neck wo contrast
- 70543 Orbit, Face & Neck wo & w
- 70336 Temporal Mandibular Joint (TMJ) wo
- 72141 Cervical Spine wo
- 72156 Cervical Spine wo & w contrast
- 72146 Thoracic Spine wo contrast
- 72157 Thoracic Spine wo & w contrast
- 72148 Lumbar Spine wo
- 72158 Lumbar Spine wo & w
- 71550 Thorax (chest) wo contrast
- 71552 Thorax (chest) wo & w contrast
- 73221 Upper Extremity (Joint) wo
- 73223 Upper Extremity (Joint) w contrast
- 73218 Upper Extremity (non-joint) wo
- 73220 Upper Extremity (non-joint) wo & w
- 77046 Breast Unilateral wo
- 77047 Breast Bilateral wo
- 77048 Breast Unilateral wo & w
- 77049 Breast Bilateral wo & w
- 74181 Abdomen; MRCP wo
- 74183 Abdomen wo & w
- 72195 Pelvis wo contrast
- 72197 Pelvis wo & w contrast
- 73721 Lower Extremity (Joint, i.e. hip, knee, ankle) wo
- 73723 Lower Extremity (Joint) wo & w contrast
- 73718 Lower Extremity (non-joint, i.e. foot, heel, tib/fib)
- 73720 Lower Extremity (non-joint) wo & w

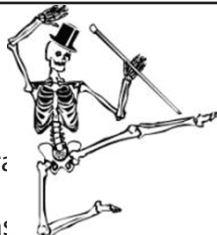


MR Angiogram

- 70544 Head/Brain
- 70546 Head/Brain wo & w
- 70547 Neck wo
- 70549 Neck wo & w
- 72198 Pelvis wo & w
- 74185 Abdomen
- 23350 & 77012 & 73222 MR Shoulder Arthrogram
- 25246 & 77012 & 73222 MR Wrist Arthrogram
- 24220 & 77012 & 73222 MR Elbow Arthrogram
- 27093 & 77012 & 73722 MR Hip Arthrogram
- 27370 & 77012 & 73722 MR Knee Arthrogram
- 27648 & 77012 & 73722 MR Ankle Arthrogram

CT

- 70450 Head/Brain wo contrast
- 70470 Head/Brain wo & w
- 70480 Orbits (Temporal Bones) wo
- 70481 Orbits (Temporal Bones) w contrast
- 70482 Orbits (Temporal Bones) wo & w
- 70486 Maxillofacial (Sinuses) wo contrast
- 70488 Maxillofacial (Sinuses) wo & w contrast
- 70490 Soft Tissue Neck wo
- 70492 Soft Tissue Neck w contrast
- 72125 Cervical Spine wo
- 72127 Cervical Spine wo & w contrast

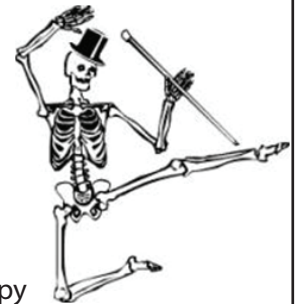


CT

- 72128 Thoracic Spine wo contrast
- 72130 Thoracic Spine wo & w contrast
- 72131 Lumbar Spine wo
- 72133 Lumbar
- 73200 Upper Extremity wo
- 73202 Upper Extremity w
- 71250 Thorax (chest) wo contrast
- 71270 Thorax (chest) wo & w contrast
- 74150 Abdomen wo contrast
- 74170 Abdomen wo & w
- 74176 Abdomen/pelvis wo
- 74178 Abdomen/pelvis wo & w
- 72192 Pelvis wo contrast
- 72194 Pelvis wo & w contrast
- 73700 Lower Extremity wo
- 73702 Lower Extremity wo & w contrast

CT Angiogram

- 70496 Head
- 70498 Carotid/Neck
- 71275 Chest & 74174 Abd/pelvis wo & w
- 74175 Abdomen
- 75635 Abdominal Aorta
- 73206 Upper Extremity
- 72191 Pelvis
- 73706 Lower Extremity

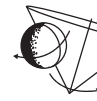
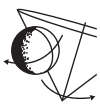


CT Arthrogram

- 23350 & 77012 & 73201 Shoulder
- 27370 & 77012 & 73701 Knee
- 74261 & 49400 Virtual Colonoscopy
- 77012 & 62302 & 72126 CT Cervical Myelogram
- 77012 & 62284 & 72132 CT Lumbar Myelogram
- 75571 CACS
- 76377 3D Rendering

Ultrasound

- Head/Neck/Thyroid/Abdomen/Extremity
- 76536 Thyroid, head, neck, parotid, parathyroid
- 76604 Chest
- 76700 Abdomen; Complete
- 76705 Abdomen; Limited, Single Organ, Quadrant
- 76706 Abdominal Aorta (AAA)
- 76770 Kidneys/Renal/Bladder
- 76800 Spinal Cord
- 76881 Extremity Soft Tissue
- 76882 Extremity, Limited (non-vascular)
- 76885 Infant Hips
- 76870 & 93976 Testicular
- 76856 Prostate
- Venous/Arterial/Carotid
- 93930 Arterial Bilateral upper extremity
- 93926 Arterial Unilateral lower extremity
- 93931 Arterial Unilateral upper extremity
- 93880 Carotid Bilateral
- 93970 Venous Extremity Bilateral
- 93971 Venous Extremity Unilateral



Ultrasound

- Non-Obstetric
- 76856 Transabdominal (non-obstetric)
- 76830 Transvaginal (non-obstetric)
- Pregnancy
- 76801 Pregnancy Single TAB < 14 weeks
- 76817 Pregnancy Single TV < 14 weeks
- 76811 Pregnancy Complete Single- Detail
- 76812 Pregnancy Complete Single- Addt'l Detail
- 76805 Pregnancy 2nd Trimester
- 76816 Follow-up

Imperial Radiology: Nuclear Medicine

- 78315 & A9503 Bone Scan 3 Phase
- 78306 & 78320 & A9503 Bone or Joint; Whole Body w/SPECT
- 78227 & A9537 & J2805 HIDA Scan w/CCK
- 78708 & A9562 & J1940 Renal Scan Complete w/Vascular Flow w/Lasix
- 78014 & A9516 Thyroid Imaging w/ Vascular Flow Multiple Uptakes
- 78070 & A9500 Parathyroid
- 78206 Liver SPECT
- 78215 Liver-Spleen/Static Only
- 78205 Liver-Spleen SPECT
- 78264 & A9541 Gastric Emptying
- 78278 Ectopic Gastric Mucosa; Meckel's
- 78226 HIDA or Hepatobiliary scan without pharm. Int.
- 78227 HIDA or Hepatobiliary scan with pharm

X-Ray

- 70110 Mandible; Complete
- 70140 Facial Bones; Less than 3 views
- 70150 Facial Bones; Complete
- 70160 Nasal Bones; Complete
- 70030 Eye Detection for foreign body
- 70200 Orbits; Complete; min. 4 views
- 70210 Sinus; Less than 3 views
- 70220 Sinus; Complete
- 70250 Skull; Less than 4 views
- 70260 Skull; Complete
- 70360 Neck; Soft Tissue

- 73000 Clavicle; Complete
- 73010 Scapula; Complete
- 73030 Shoulder, Complete; min. 2 views
- 73050 Should/ AC Joints
- 73060 Humerus; 2 views
- 73070 Elbow, 2 views
- 73080 Elbow; 3 views
- 73090 Forearm; 2 views
- 73110 Wrist; Complete
- 73130 Hand; 3 views
- 73140 Fingers; 2 views
- 77072 Bone Age



- 71045 Chest; 1 view
- 71046 Chest; 2 views
- 71047 Chest; 3 views
- 71048 Chest; 4 or more views
- 71100 Ribs; Unilateral; 2 views
- 71110 Ribs; Bilateral; 3 views
- 71120 Sternum; 2 views
- 71130 Sternoclavicular Joints



- 74018 Abdomen 1 view
- 74019 Abdomen 2 views
- 74021 Abdomen 3 or more views
- 74022 Abdomen, incl. supine and erect
- 72170 Pelvis; 1-2 views

- 72040 Cervical Spine; 2 or 3 views
- 72050 Cervical Spine 4 views
- 72052 Cervical Spine; 6 or more views
- 72070 Thoracic Spine; 2 views
- 72074 Thoracic Spine; min. 4 views
- 72080 Thoracolumbar 2 views
- 72081 & 72082 & 72083 & 72084 Scoliosis Study
- 72100 Lumbar Spine; 2 or 3 views; AP & Lat.
- 72110 Lumbar Spine; min. 4 views
- 72114 Lumbar Spine; Complete; min. 6 views; incl. bending
- 72220 Sacrum; min. 2 views/ Coccyx
- 72202 SI Joint

- 73501 Hip, Unilateral w/pelvis 1 view
- 73502 Hip, Unilateral w/pelvis 2-3 views
- 73503 Hip, Unilateral w/pelvis min. 4 views
- 73521 Hips, Bilateral w/pelvis 2 views
- 73522 Hips, Bilateral w/pelvis 3-4 views
- 73523 Hips, Bilateral w/pelvis 5 views
- 73552 Femur; 2 views
- 73560 Knee; 2 views
- 73562 Knee; 3 views
- 73564 Knee 4 or more views
- 73565 Bilateral Knees - standing
- 73590 Tibia/Fibula; 2 views
- 73592 Lower Ext.; Infant; 2 views
- 73600 Ankle, 2 views
- 73610 Ankle; 3 views
- 73650 Calcaneus; 2 views
- 73660 Toes; 2 views
- 73620 Foot; 2 views
- 73630 Foot; Complete



DEXA

- 77075 Skeletal Survey, mets
- 77080 Dual Hip & Lumbar
- 77080 & 77082 with Vertebral height
- 77081 One Site
- 77082 Vertebral Fracture Assessment
- 77073 Bone Length studies (Scanogram)